

The background of the poster is a vibrant, fantastical landscape. At the top, there are colorful, glowing plants and flowers in shades of red, orange, and yellow. Below this, a large waterfall cascades down a rocky cliff. In the foreground, four Smurfs are standing on a wooden raft in a body of water. From left to right: a Smurf with a surprised expression, a Smurf with a red heart on his chest, a female Smurf with blonde hair and a white dress, and a Smurf with glasses holding a magnifying glass. The water is blue and reflects the surrounding environment. Various magical creatures and plants are visible in the background, including a small bird-like creature and a ladybug.

# SMURFS

## THE LOST VILLAGE

# SUMMER ACTIVITY PACK

Your Summer Adventure Starts Here

SMURFS™ & ©Peyo 2017 Lafi g B. Movie ©2017 CPII  
and LSC Film Corporation and Wanda Culture Holding Co. Ltd. All Rights Reserved.



Welcome to this very special activity edition of

# SMURFS

## THE LOST VILLAGE

My name is Smurfette and on your summer holidays we'll be taking an amazing adventure together!

Now take a look inside your DVD or Blu-ray™, to find your bonus disc, packed with five Smurf Scout tasks. Join in with these tasks to get your very own Smurf Scout Badge stickers which can be found in this activity book!

There's more fun to be had over these pages, so make sure you bring your friends along for the adventure to have a very

**SMURFTASTIC  
SUMMER!**





The first activity on your bonus disc is:

# MAKING CLAY

Once you've made your clay, try sculpting it into the shapes below!




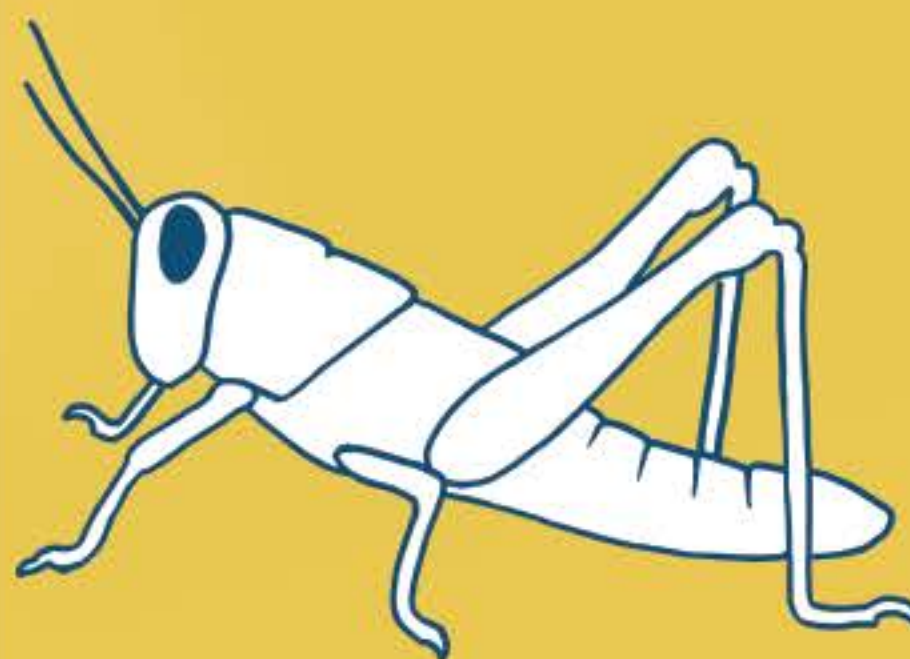
Share your Smurfy creations at @SmurfsMovies





# BRAINY'S HUNT

You may not find the magical creatures from the Lost Village in your back yard, but there's plenty to learn about if you look a little closer. Which of these can you find in your garden or park?



## REMEMBER!

Bugs are a lot smaller and more fragile than us. It's always best to look and not touch.





The second activity on your bonus disc is:

# THE COFFEE FILTER DRAGONFLIES!

# THE DRAGONFLY RACES

Once you've created your dragonflies, race them against your friends and family! Ask an adult to drop each dragonfly from up high and time how quickly they reach the ground!

RANK	ENTRANT	TIME
1st		
2nd		
3rd		
4th		
5th		



Share your Smurfy creations at @SmurfsMovies





# CLUMSY SMURF'S RATIONS

Exploring is hard work, so you'll need some energy from these delicious red, white and blue covered strawberries! You will need help from a grown-up to complete this recipe!

1. Put the blue chocolate in a bowl and microwave for 30 secs. Take it out, stir and put it back in for 30 secs if it's not totally melted.
2. Pick your fresh washed strawberries and let them dry. Once they are completely dry, dip them in the chocolate bowl half way.
3. Put them on the parchment sheet and let them harden.
4. When ready, put one strawberry then one marshmallow per skewer and enjoy!

Quick tip: use marshmallow treats to make it crunchier!

## FOR THIS ACTIVITY YOU'LL NEED:

- ☐ Parchment paper
- ☐ 1 cup of blue dipping chocolate
- ☐ 1 cup of strawberries
- ☐ 1 cup of white marshmallows
- ☐ Short skewers





The third activity on your bonus disc is:

# MAKE YOUR OWN ADVENTURE MAP!

Now that you've got your rations prepared, are you ready for your adventure? Let's create a map together!

Here are some enchanted destinations ready for you to copy onto your map!



Share your adventure at @SmurfsMovies





# HEFTY SAVES THE DAY!

In the deep tunnels of the glow bunnies our Smurfs get separated! Can you help Hefty reach his friends to save the day?



**START**



**FINISH!**





The fourth activity on your bonus disc is:

# MAKE YOUR OWN ROCK GARDEN!


Once you have created your ladybug rock, expand your garden by creating a flower rock and follow the steps below.

## FOR THIS ACTIVITY YOU'LL NEED:

- ☐ Your acrylic paint from activity five
- ☐ A paintbrush
- ☐ One big rock



- 1) Paint the rock in green and let it dry
- 2) Use the black and paint a circle and petals around it, let it dry
- 3) Then use your yellow paint to fill in the circle!
- 4) Now use the white paint to fill in the petals
- 5) Once it's all dry, put your ladybug on it and hide them in your garden!





# WHERE IS CLUMSY?

Just when the gang thought they'd made it to the Lost Village in one piece, Clumsy has disappeared! Can you help find him by completing the dot-to-dot puzzle?





The fifth activity on your bonus disc is:

# MAKE A SMURFBERRY SMOOTHIE!

Now that you saved the day, time to have a frozen treat! Make a popsicle with your Smurfberry smoothie to enjoy on a hot summer day!



**FOR THIS ACTIVITY YOU'LL NEED:**

- ☐ Some Smurfberry Smoothie
- ☐ Ice Cube Tray
- ☐ Toothpicks
- ☐ Paper Towels



- 1) Pour your smoothie up to  $\frac{3}{4}$  of the ice tray
- 2) Add your toothpick and put it in the freezer!
- 3) Let it freeze all day or night and make sure it's 100% frozen
- 4) Enjoy your Smurf-sicle!





# SMURFWILLOW SUMMER CHALLENGE

With so much to do and so much to explore, it's easy to get lost in the excitement of the summer holidays! Can you complete each of these SmurfWillow tasks each day?

- ☐ Spend 20 minutes reading a book with a grown-up
- ☐ Spend 20 minutes drawing or colouring
- ☐ Spend 30 minutes playing outdoors
- ☐ Do 30 minutes of activity  
(walking, dancing, playing sport)
- ☐ Help with a chore





# SMURFS

THE LOST VILLAGE



SMURFS™ & ©Peyo 2017 Lafi g B. Movie  
©2017 CPIL and LSC Film Corporation  
and Wanda Culture Holding Co. Ltd.  
All Rights Reserved.